



Discharge pathway of patients/residents from hospital to a care home who have tested positive for Covid, or have been a close contact




Patient identified as Medically Fit for Discharge who:-

- has tested positive for Covid or who has been a close contact;
- is being admitted into a care setting where there is a current Covid cluster/outbreak



Patient starts 10-day isolation - which can be completed within the health and social care setting. NB. This can be reduced if 2 consecutive negative LFDs from Day 5, 24-hours apart are achieved




Discharging organisation to liaise with accepting health and social care setting to discuss forthcoming discharge arrangements



Health and social care setting to complete own internal risk assessment to identify if discharge is appropriate and inform discharge organisation of the decision



If the health and social care setting requires further support and assistance please contact: SCCPHincidentroom@somerset.gov.uk



Once discharge decision has been agreed, and consent obtained from individual and family, the patient can be discharged to the appropriate setting

Please ensure that all discharges follow the current guidance for Covid screening upon discharge from the Acute setting into a health and social care home